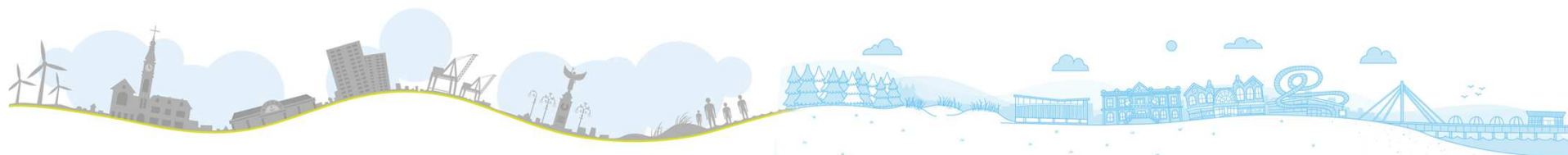


Main Provider Performance – June 2018

South Sefton Clinical Commissioning Group
Southport and Formby Clinical Commissioning Group

The following slides present performance against key strategic, NHS constitution, quality and safety indicators for the main providers the two CCGs commission from.

Time periods vary for the indicators presented, and are indicated in the tables.



Staying **local & together**

together with you

Southport & Formby CCG



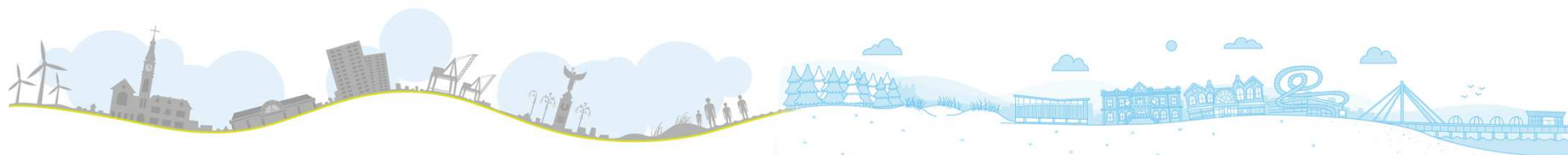
South Sefton Clinical Commissioning Group
Southport and Formby Clinical Commissioning Group

Key Performance Area	Time Period	Performance	Target	Trend
A&E 4hour Waits, All Types (Southport & Ormskirk, cumulative YTD)	Mar-18	85.1%	95% (STP trajectory)	
Cancer 2 Week Waits (Southport & Ormskirk, cumulative YTD)	Mar-18	95.4%	93%	
Cancer 62 Day - Screening (Southport & Ormskirk Cumulative YTD)	Mar-18	100.0%	90%	
Cancer 31 Day (Southport & Ormskirk, cumulative YTD)	Mar-18	99.0%	96%	
RTT -18 Weeks Incomplete (Southport & Ormskirk, in month snapshot position)	Mar-18	93.5%	92%	
C.Difficile (Southport & Ormskirk, cumulative YTD)	Mar-18	20	36 (year end)	
MRSA (Southport & Ormskirk, cumulative YTD)	Mar-18	1	0	
Stroke (80% of Pts spending 90% of time on Stroke Unit, Southport & Ormskirk, monthly snapshot position)	Mar-18	60.0%	80%	
% TIA assessed and treated within 24 hours (Southport & Ormskirk, monthly snapshot position)	Mar-18	0.0%	60%	
Mental Health: Care Programme Approach (Quarterly)	Mar-18	76.9%	95%	
Mental Health: IAPT 15% Access (CCG LEVEL)	Mar-18	1.08% in month (13.2% year end)	1.25% per month Qtr 1-3 1.4% per month Qtr 4 (16.8% year end)	
Mental Health: IAPT 50% Recovery (CCG LEVEL)	Mar-18	58.0%	50%	
Mental Health: IAPT waiting <6 weeks (Quarterly)	Mar-18	99.3%	75%	
Mental Health: IAPT waiting <18 weeks (Quarterly)	Mar-18	99.7%	90%	



Southport & Ormskirk Friends & Family

Measure	Time Period	Southport & Ormskirk	England Average	Trend
Inpatient – response	Mar-18	14.4%	25.0%	
Inpatient Recommended	Mar-18	91.0%	96.0%	
Inpatient Not Recommended	Mar-18	3.0%	2.0%	
A&E – response	Mar-18	0.4%	15.0%	
A&E Recommended	Mar-18	88.0%	84.0%	
A&E Not Recommended	Mar-18	4.0%	9.0%	




South Sefton CCG



South Sefton Clinical Commissioning Group
Southport and Formby Clinical Commissioning Group

Key Performance Area	Time Period	Performance	Target	Trend
A&E 4hour Waits, All Types (Aintree)	Mar-18	83.1%	95% (STP trajectory)	
Cancer 2 Week Waits (Aintree)	Mar-18	94.2%	93%	
Cancer 62 Day - Screening (Aintree)	Mar-18	89.3%	90%	
Cancer 31 Day (Aintree)	Mar-18	97.4%	96%	
RTT -18 Weeks Incomplete (Aintree)	Mar-18	90.1%	92%	
C.Difficile (Aintree)	Mar-18	43	34 (year to date) 46 (year end)	
MRSA (Aintree)	Mar-18	1	0	
Stroke (80% of Pts spending 90% of time on Stroke Unit) (Aintree)	Mar-18	81.5%	80%	
% TIA assessed and treated within 24 hours (Aintree)	Mar-18	100%	60%	
Mental Health: Care Programme Approach (Quarterly)	Mar-18	92.9%	95%	
Mental Health: IAPT 15% Access (CCG LEVEL)	Mar-18	1.16% in month (14.4% year end)	1.25% per month Qtr 1-3 1.4% per month Qtr 4 (16.8% year end)	
Mental Health: IAPT 50% Recovery (CCG LEVEL)	Mar-18	40.4%	50%	
Mental Health: IAPT waiting <6 weeks (Quarterly)	Mar-18	100.0%	75%	
Mental Health: IAPT waiting <18 weeks (Quarterly)	Mar-18	100.0%	90%	



Aintree University Friends & Family

Measure	Time Period	Aintree	England Average	Trend
Inpatient – response	Dec-17	16.3%	25.0%	
Inpatient Recommended	Dec-17	93.0%	96.0%	
Inpatient Not Recommended	Dec-17	5.0%	2.0%	
A&E – response	Dec-17	15.9%	15.0%	
A&E Recommended	Dec-17	87.0%	84.0%	
A&E Not Recommended	Dec-17	9.0%	9.0%	

