

Sefton Community Learning Service 2017/18

No of ICT Courses	131		
No of venues	13		
	Overall	Aged 45+	Aged under 45
Enrolments	764	563	201
Learners	690	516	174
Male	370	259	111
Female	320	257	63
Unemployed	329		

Status	Learners
Other	55
In Paid Employment	85
Not In Paid Employment and looking for work	329
Not In Paid Employment and not looking for work	180
Not Known / Not Provided	18
Retired	22
Self Employed	1

Summary Categories

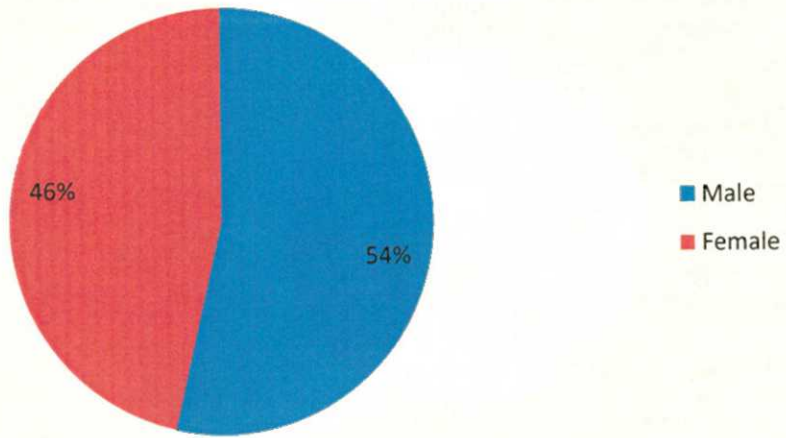
Status	Learners	%
Unemployed	329	48%
Employed	86	12%
Retired / Not Looking for Work	202	29%
Other	73	11%
Total	690	

Age of Learners	Number	%
Under 45	174	25%
45+	516	75%
Total	690	

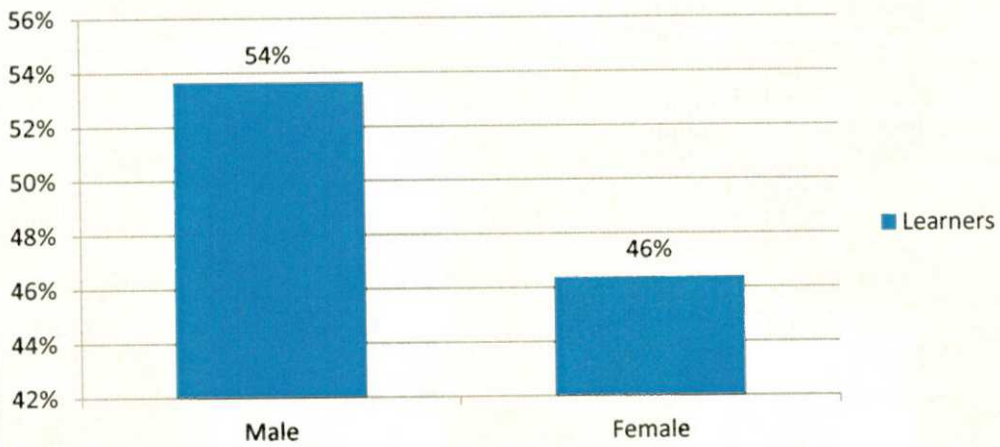
Learners	Number	%
Male	370	54%
Female	320	46%
Total	690	

Learners Status	Number	%
Unemployed	329	48%
Employed	86	12%
Retired / Not Looking for Work	202	29%
Other	73	11%
Total	690	

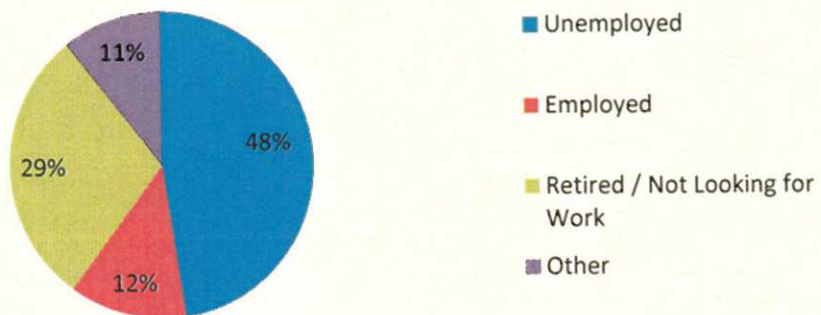
Learners



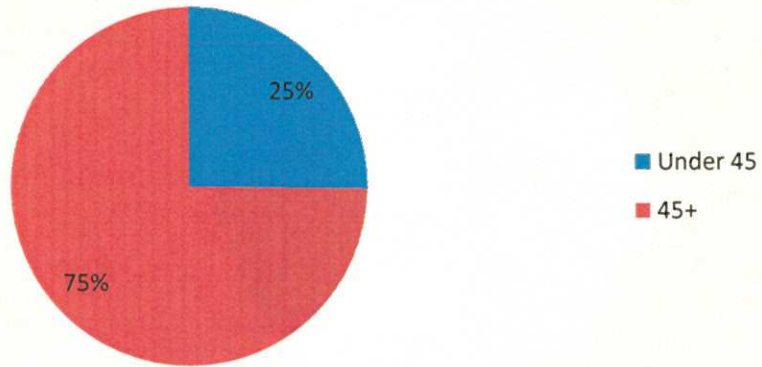
Learners



ICT Courses Learners Employment Status



Age of Learners



Age of Learners

